

## LEVEL UP DISPLAY SYSTEMS



**Call now for pricing and availability!**  
**813.962.8890**



Certified **SBA WOSB**  
Woman Owned Small Business

certified  
**WBENC**  
WOMEN'S BUSINESS ENTERPRISE


**WOMEN OWNED**

P.O. Box 271893, Tampa, FL 33688  
email: [info@SLfixtures.com](mailto:info@SLfixtures.com)  
813.962.8890 • fax: 813.962.8891  
cell: 813-765-6640  
[www.SandraLeppert.com](http://www.SandraLeppert.com)



# THE LEVEL UP SYSTEM

Timeless and affordable, simple-to-install system that adds functionality and style to any retail environment.



## Tower Ladders

Tubular base: 18" W x 22"D x 1.25" diameter tubing. Upright measures: 73"H x 14"W Black epoxy finish



*Double Center Floor Rack shown with Top Shelf*



## Double Center Floor Rack

48"W x 28"D x 58" H  
Black epoxy finish. Includes two 1.25" diameter hangrails with protective chrome wire. Support rails securely bolt unit together. 5/16" levelers included, accepts casters.



*Tower Ladder shown with two 12" Face-Outs*




*Double Center Floor Rack shown with eight End Shelves*



*Single Two-Tier Wall Unit shown with four Interior Shelves and one Waterfall*

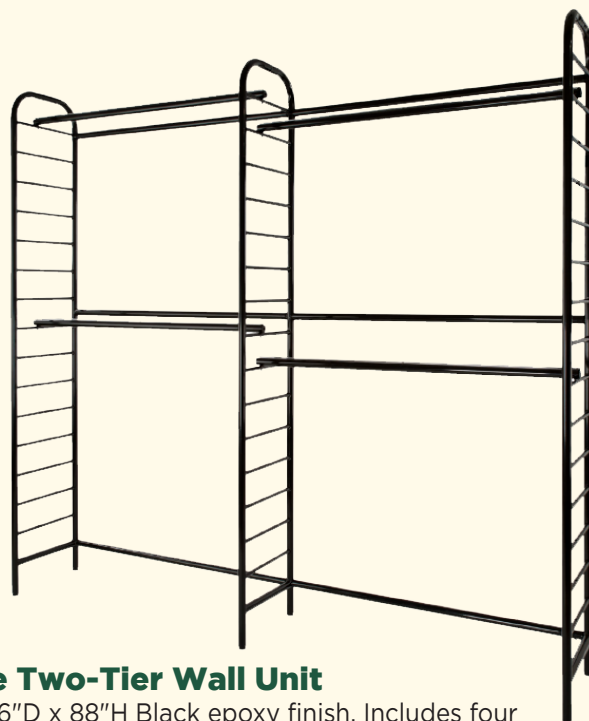






### Single Two-Tier Wall Unit

48"W x 16"D x 88"H Black epoxy finish. Includes two 1.25" dia. hangrails with protective chrome wire. Back support rails securely bolt unit together. 5/16" levelers incl.



### Double Two-Tier Wall Unit

96"W x 16"D x 88"H Black epoxy finish. Includes four 1.25" dia. hangrails with protective chrome wire. Back support rails securely bolt unit together. 5/16" levelers included.



*Doublet Two-Tier Wall Unit shown with eight Interior Shelves and one 3" Face-out*



*Doublet Two-Tier & Single Two-Tier Wall Units connected with optional Hangbar and four Interior Shelves*



## LEVEL UP ACCESSORIES



### 3" Faceout

Black epoxy finish.



### 12" Faceout

Black epoxy finish.



### 7-Cube Waterfall

16" long black epoxy finish.




### 48" Hangrail

With chrome protective strip.  
Black epoxy finish.




### Interior Shelf

48"W x 25"D  
Fits all Level System Racks.  
Black epoxy finish.



### Top Shelf

48"W x 25"D  
Black epoxy finish.



### End Shelf

48"W x 25"D  
Fits all Level System Racks.  
Black epoxy finish.

### Heavy Weight Ball Casters

2.5" dia. wheel with 1"L x 5/16" Stem.  
Load capacity 360 lbs. per set of 4




### Super Weight Ball Casters

2.5" dia. wheel with 1"L x 5/16" Stem.  
Load capacity 500 lbs. per set of 4

### Industrial Casters

4" dia. wheel with 1"L x 5/16" Stem.  
Load capacity 750 lbs. per set of 4



*Top Shelf Shown Here*



*End Shelf Shown Here*

